

Getting Started with VTC Online Learning





| | |
|--|---|
| Preview a VTC Online Course | 2 |
| Obtain an Account to View Entire Courses | 2 |
| Login to VTC | 3 |
| Begin Viewing a Course..... | 3 |

Getting Started with VTC Online Learning

Preview a VTC Online Course

No login is needed to preview the first three chapters of any course:

1. Go to:  



2. Click on TRY FREE DEMO.
 3. Select a course by searching for a title or by browsing the list of titles.
 4. Click on the desired title.
 5. Preview any tutorials in the first three chapters of the selected title.
- Note:** You must have QuickTime installed on your computer. To download QuickTime:
<http://www.apple.com/quicktime/download>


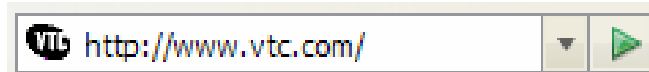
Obtain an Account to View Entire Courses

To view entire courses free of charge, send an email requesting a VTC account to vtc-online@virginia.edu. Include your University of Virginia Computing ID (not an alias), your department name, and your phone number. Please include "New VTC Account" in the subject of your email. ITC Training Services will send you email verifying that your account is ready.

Getting Started with VTC Online Learning

Login to VTC

1. Go to:



2. For Username, enter your U.Va. Computing ID.

3. For password, enter the word, "training" in lower case.

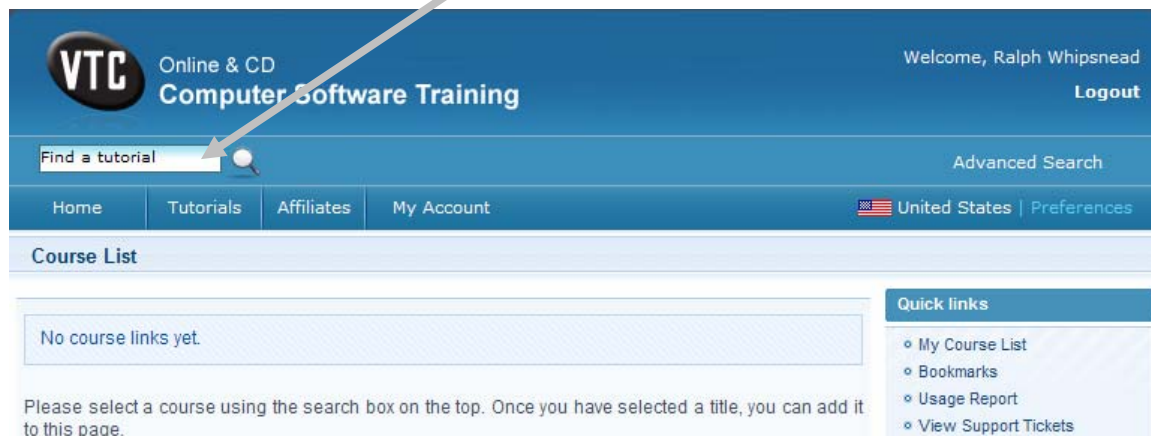
4. Click Login.

ITC Training Services is allowed a limited number of concurrent logins. If VTC displays the following message, try again later. If the message displays persistently, send email to vtc-online@virginia.edu



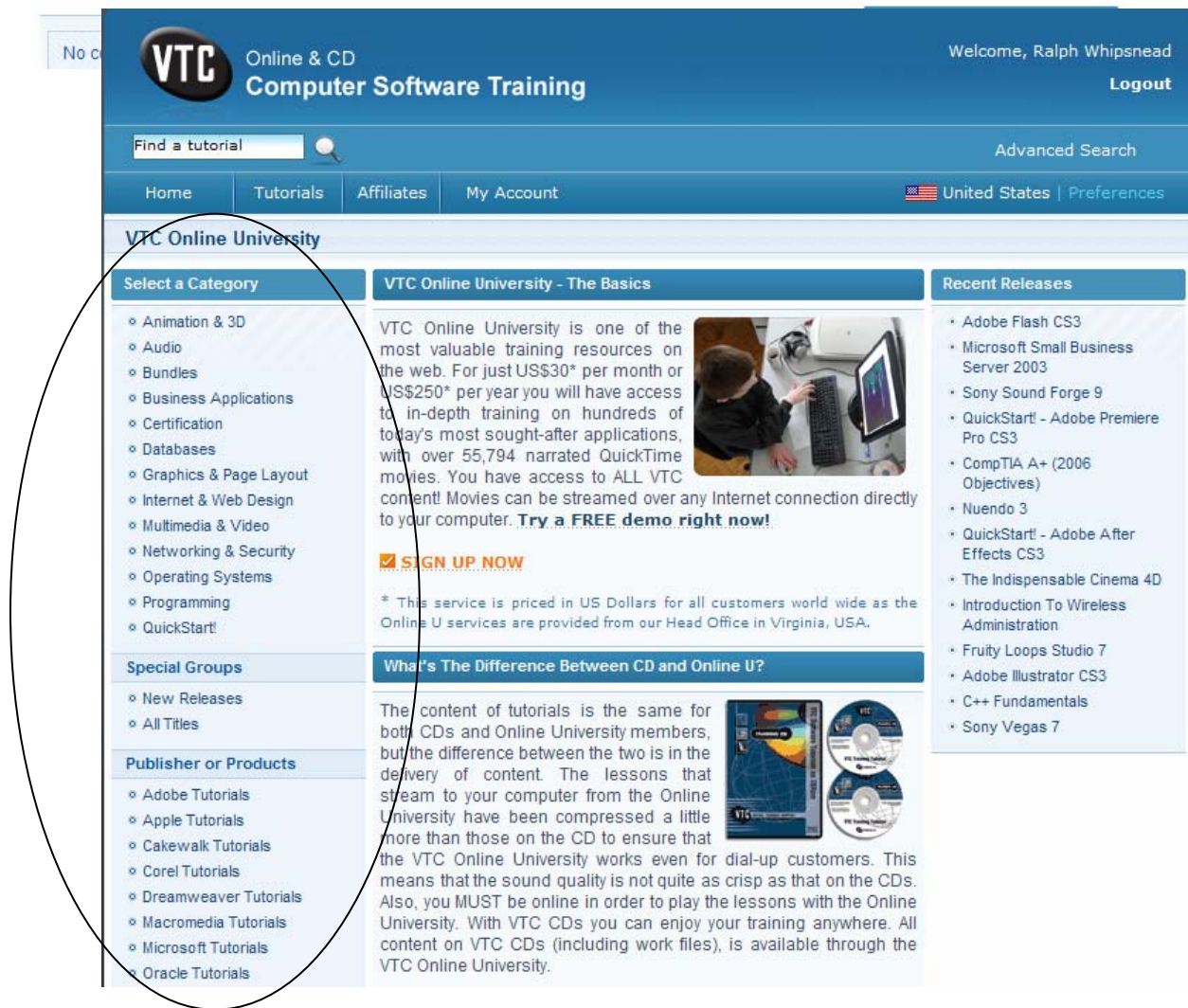
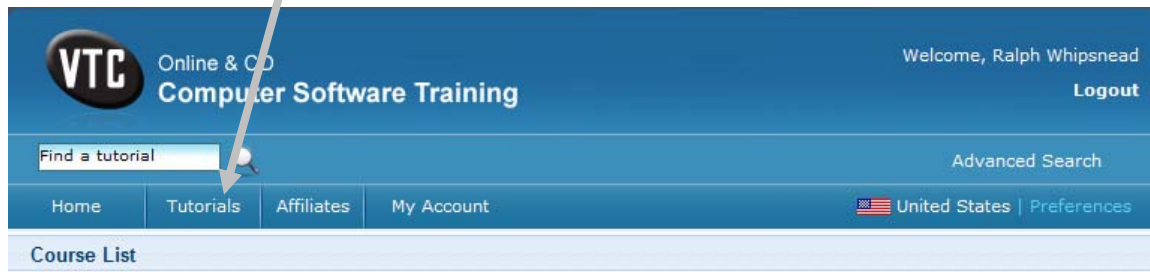
Begin Viewing a Course

1. After login, select a course by searching on title,



Getting Started with VTC Online Learning

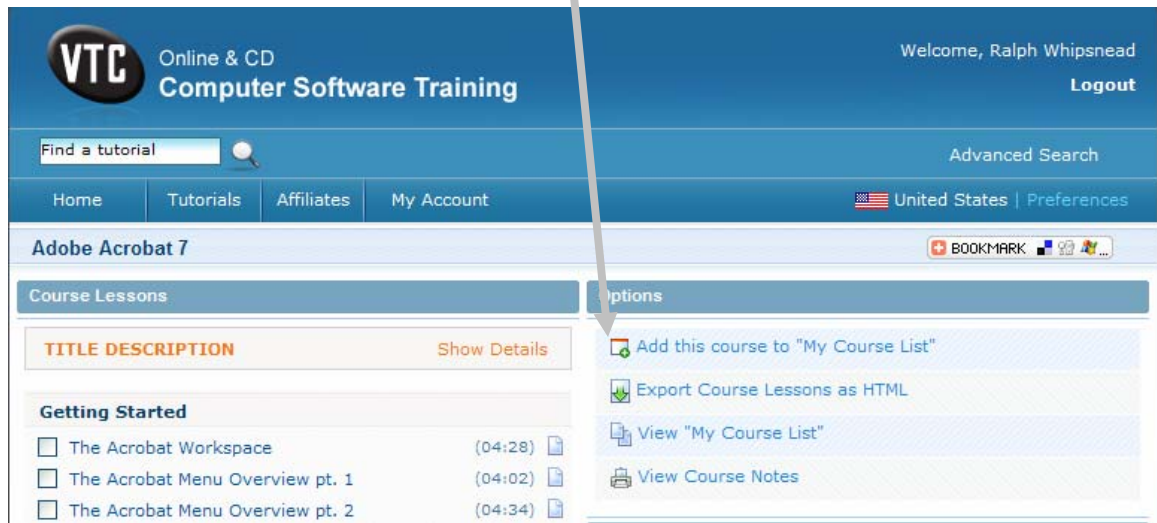
or by clicking on Tutorials to browse categories.



2. Click on the desired course.

Getting Started with VTC Online Learning

3. The first time you view the course, click on **Add this course to "My Course List,"** under Options.



Make sure QuickTime is installed on your computer:
<http://www.apple.com/quicktime/download>

4. Click on the desired tutorial to begin viewing.

5. Please **logout** when not using your account.

